

# Medication Use Instruction Sheet

## 適喘樂舒沛噴<sup>®</sup>吸入劑 Spiriva<sup>®</sup> Respimat

### ■ Name of medicine content

Tiotropium 2.5 mcg/Puff

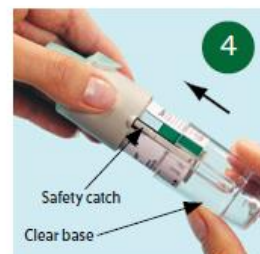
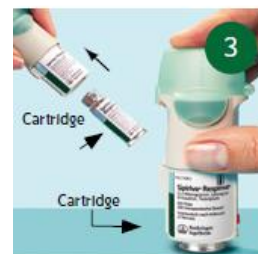
### ■ Mechanism of action

Reduce airway inflammation; Treat chronic obstructive pulmonary disease, chronic asthma and pulmonary emphysema.

### ■ Instructions of use

#### 1. PREPARE FOR FIRST-TIME USE

- ① Take your SPIRIVA RESPIMAT cartridge out of the box.
- ② Push the narrow end of the cartridge into the inhaler. The base of the cartridge will not sit flush with the inhaler.
- ③ Put the clear base back into place. Do not remove the clear base again.



#### 2. PRIME FOR FIRST-TIME USE

- ① Hold the inhaler upright, with the aqua cap closed, to avoid accidental release of dose. Turn the clear base in the direction of the black arrows on the label until it clicks (half a turn).
- ② Flip the aqua cap until it snaps fully open.
- ③ Point your inhaler toward the ground (away from your face). Press the dose-release button. Close the aqua cap.
- ④ Repeat steps ①②③ until a spray is visible.
- ⑤ Once the spray is visible, you must repeat steps ①②③ three more times to make sure the inhaler is prepared for use.



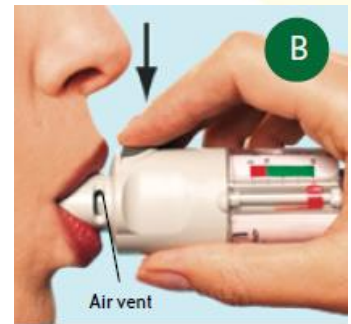
This sheet does not content complete drug information, if there is any enquiry, please contact your doctor or pharmacist.



以病家為尊、以同仁為重、以北醫為榮

### 3. DAILY DOSING

- ① Hold your inhaler upright, with the aqua cap closed, so you do not accidentally release a dose of medicine.
- ② Turn the clear base in the direction of the black arrows on the label until it clicks (half a turn).
- ③ Flip the aqua cap until it snaps fully open.
- ④ Breathe out slowly and fully, and then close your lips around the end of the mouthpiece without covering the air vents.
- ⑤ While taking in a slow, deep breath through your mouth, press the dose-release button and continue to breathe in slowly for as long as you can.
- ⑥ Hold your breath for 10 seconds or for as long as comfortable.
- ⑦ Repeat steps above again so that you get the full dose.



### ■ Precautions

1. SPIRIVA RESPIMAT is available with 30 or 14 doses of medicine (equal to 60 or 28 puffs). The dose indicator shows approximately how many puffs of medication are left. When the pointer enters the red area of the scale, there is enough medicine for 7 days (30-dose product) or 3 days (14-dose product).
2. Keep your SPIRIVA RESPIMAT cartridge and inhaler out of the reach of children.

### ■ How to clean?

Clean the mouthpiece, including the metal part inside the mouthpiece, with a damp cloth or tissue only, at least 1 time a week. Any minor discoloration in the mouthpiece does not affect your SPIRIVA RESPIMAT inhaler. If the outside of your SPIRIVA RESPIMAT inhaler gets dirty, wipe it with a damp cloth.

References :

Drug Instruction Sheet 、Micromedex

- Telephone : (02) 2737-2181 # 8130
- Producer / Date : Department of Pharmacy / 105.12.27
- PFS-7200-9022

This sheet does not content complete drug information, if there is any enquiry, please contact your doctor or pharmacist.



以病家為尊、以同仁為重、以北醫為榮