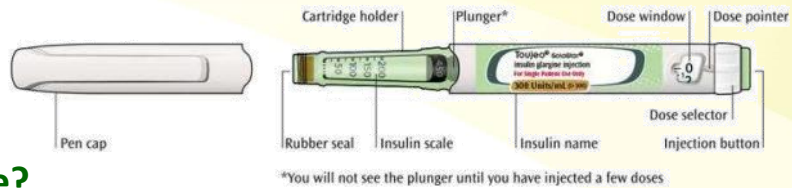


# Instruction for Use

## Toujeo® SoloStar® 450units/1.5mL/pen

### ■ What is in Toujeo®?

Insulin glargine.



### ■ What does Toujeo® look like?

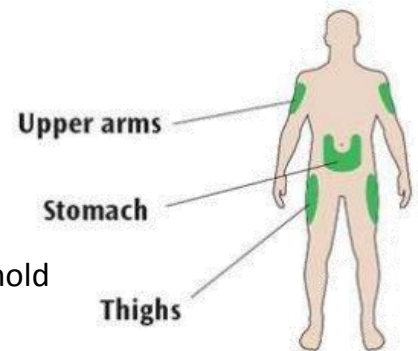
Insulin glargine is a colorless, clear, aqueous solution.

### ■ What does Toujeo® do?

Insulin glargine is a long-acting insulin used to treat adults with diabetes for the control of high blood sugar.

### ■ How to use Toujeo®

1. Before use, pull off the pen cap and check that the insulin is clear. **Do not use** the pen if the insulin looks cloudy, colored or contains particles.
2. Wipe the rubber seal with an alcohol swab. Peel off the protective seal of a new needle, screwing it onto the pen until fixed.
3. Pull off the outer cap and keep it for later. Pull off the inner cap and throw it away.
4. Select 3 units by turning the dose selector until the dose pointer is at the mark between 2 and 4. Press the injection button all the way in. If insulin comes out of the needle tip, your pen is working correctly. You may repeat this step up to 3 times; use a new pen if there is still no insulin coming out of the needle tip.
5. Turn the dose selector until the dose pointer lines up with your dose (you can turn back down if you turn past your dose), and clean the injection site with an alcohol swab.
6. Push the needle into your skin, and place your thumb on the injection button. Then press all the way in and hold until you see "0" in the dose window.
7. Slowly count to 5, then release the injection button and remove the needle from you skin.
8. Grip the widest part of the outer needle cap. Keep the needle straight and guide it into the outer needle cap, then push firmly on.
9. Grip and squeeze the widest part of the outer needle cap. Turn your pen several times with your other hand to remove the needle.
10. Throw away the used needle in a puncture-resistant container, and put the pen cap back.



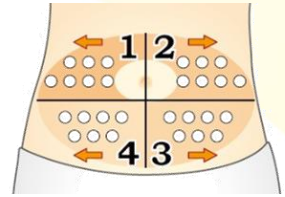
此單張並不包含所有藥物資訊，如有任何疑問，請洽醫師或藥師。



以病家為尊、以同仁為重、以北醫為榮

## ■ Precaution

1. Do not reuse needles. Always use a new sterile needle for each injection. This helps stop blocked needles, contamination and infection.
2. Do not share your TOUJEO® SoloStar® pen with other people, even if the needle has been changed. You may give other people a serious infection, or get a serious infection from them.
3. Rotate your injection sites within the area you choose for each dose to reduce your risk of getting pits or thickening of the skin and lumps in the skin at the injection sites.
4. Do not use a syringe to remove insulin from your pen. If you do you will get too much insulin. The scale on most syringes is made for non-concentrated insulin only



## ■ How to store your pen

1. Keep new pens in the refrigerator between 2 °C and 8 °C (36 °F and 46 °F). **Do not** freeze.
2. After first use, keep your pen at room temperature below 30 °C (86 °F). Protect your pen from direct heat and light.
3. Keep Toujeo® SoloStar® pen and needles out of the reach of children.

## ■ Possible side effects

1. The most common side effect of any insulin, including Toujeo®, is low blood sugar, which may be serious and life-threatening. Symptoms of serious low blood sugar may include sharking, sweating, fast heartbeat and blurred vision. Please refer to “Management of Low Blood Sugar” Patient Handout.
2. Other possible side effects may include swelling, weight gain, and injection site reactions. In rare cases, some allergic reactions may be life-threatening.

參考資料：  
藥品仿單、Micromedex

- 諮詢電話：(02) 2737-2181 分機 8130
- 制訂單位 / 日期：藥劑部 / 109.03.13
- PFS-7200-9030

此單張並不包含所有藥物資訊，如有任何疑問，請洽醫師或藥師。



以病家為尊、以同仁為重、以北醫為榮