

Instruction for Use

Victoza® 18 mg/3 mL/pen

■ What is in Victoza® and what does Victoza® do?

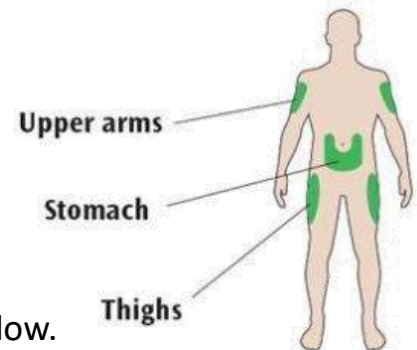
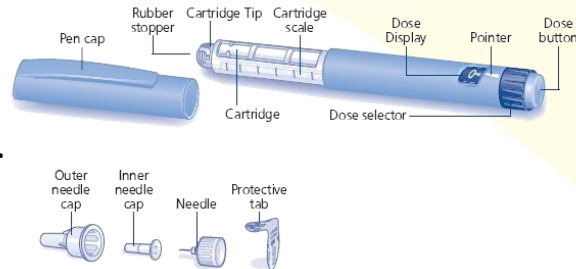
Victoza® pen contains an injectable medicine called liraglutide, that can be used along with diet and exercise to lower blood sugar in patients with type 2 diabetes mellitus.

■ What does Victoza® look like?

Liraglutide is a colorless, clear, aqueous solution.

■ How to use Victoza®

1. Before use, pull off the pen cap and check the liquid in the cartridge. **Do not use** the pen if the liquid looks cloudy, colored or contains particles.
2. Wipe the rubber seal with an alcohol swab. Peel off the protective seal of a new needle, and screw it onto the pen until fixed.
3. Pull off the outer needle cap and keep it for later. Pull off the inner needle cap and throw it away.
4. Dial the dose selector until flow check symbol (--) lines up with pointer, then press dose button until "0 mg" lines up with pointer. If a drop of Victoza® appears at the needle tip, your pen is working correctly. You may repeat this step up to 6 times; use a new pen if there is still no drop coming out of the needle tip.
5. Turn the dose selector until the dose pointer lines up with your dose (0.6 mg, 1.2 mg, or 1.8 mg; you can turn backward if you turn past your dose), and clean the injection site with an alcohol swab.
6. Insert the needle into your skin, then press and hold the dose button until "0 mg" shows in the dose window.
7. Slowly count to 5, then release the injection button and remove the needle from you skin.
8. Grip the widest part of the outer needle cap. Keep the needle straight and guide it into the outer needle cap, then push firmly on.
9. Grip and squeeze the widest part of the outer needle cap. Turn your pen several times with your other hand to remove the needle.
10. Throw away the used needle in a puncture-resistant container, and put the pen cap back.

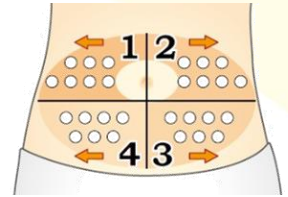


This sheet is for your information; please follow your doctor's directions



■ Precaution

1. Do **NOT** reuse needles. Always use a new sterile needle for each injection. This helps stop blocked needles, contamination and infection.
2. Do not share your Victoza® pen with other people, even if the needle has been changed. You may give other people a serious infection, or get a serious infection from them.
3. **Rotate your injection sites** within the area you choose for each dose to reduce your risk of getting pits or thickening of the skin and lumps in the skin at the injection sites.
4. If you miss a dose of Victoza®, take the missed dose at the next scheduled dose. Do not take 2 doses of Victoza® at the same time.



■ How to store your pen

1. Keep new pens in the refrigerator between 2 °C and 8 °C (36 °F and 46 °F). **DO NOT** freeze.
2. After first use, keep your pen at room temperature below 30 °C (86 °F). Throw away an used Victoza® pen **30 days after you start using it**, even if some medicine is left in the pen.
3. Keep your Victoza® pen and needles out of the reach of children.

■ Possible side effects

1. Some most common side effects of Victoza® are nausea, diarrhea, vomiting, decreased appetite, indigestion and constipation.
2. Other possible and severe side effects may include inflammation of your pancreas (pancreatitis), low blood sugar (hypoglycemia), gallbladder problems, allergic reactions, and thyroid tumors. Stop using Victoza® and contact your healthcare provider about any symptom that bothers you or does not go away.

References:

Package insert 、 Micromedex

- Contact number : (02) 2737-2181 EXT. 8130
- Last updated by the Department of Pharmacy on 110.01, 111.10 修
- PFS-7200-9031_EN

This sheet is for your information; please follow your doctor's directions



以病家為尊、以同仁為重、以北醫為榮