

頭頸癌診療指引

一、參與討論同仁

主席	彭汪嘉康院長	
	邱仲峯副院長	
附設醫院	吳家佑醫師 (牙科)	李婉玫副主任 (癌症中心)
	洪士涵醫師 (耳鼻喉科)	吳佩玲個管師 (癌症中心)
	謝政毅醫師 (血液腫瘤科)	
萬芳醫院	吳思遠醫師 (放射腫瘤科)	丁義芳醫師 (耳鼻喉科)
	林冠州醫師 (牙科)	鍾婉余個管師 (癌症中心)
	顏上惠醫師 (放射腫瘤科)	
雙和醫院	陳聰明醫師 (耳鼻喉科)	蘇勇誠醫師 (血液腫瘤科)
	蔡若婷醫師 (放射腫瘤科)	鄭偉宏醫師 (血液腫瘤科)
	黃金聲醫師 (牙科)	何豫涵個管師 (癌症中心)
臺北癌症中心	高瑞和醫師 (血液腫瘤科)	曾慧恩醫師 (血液腫瘤科)
	廖裕民醫師 (血液腫瘤科)	郭碧蓮領航護理師

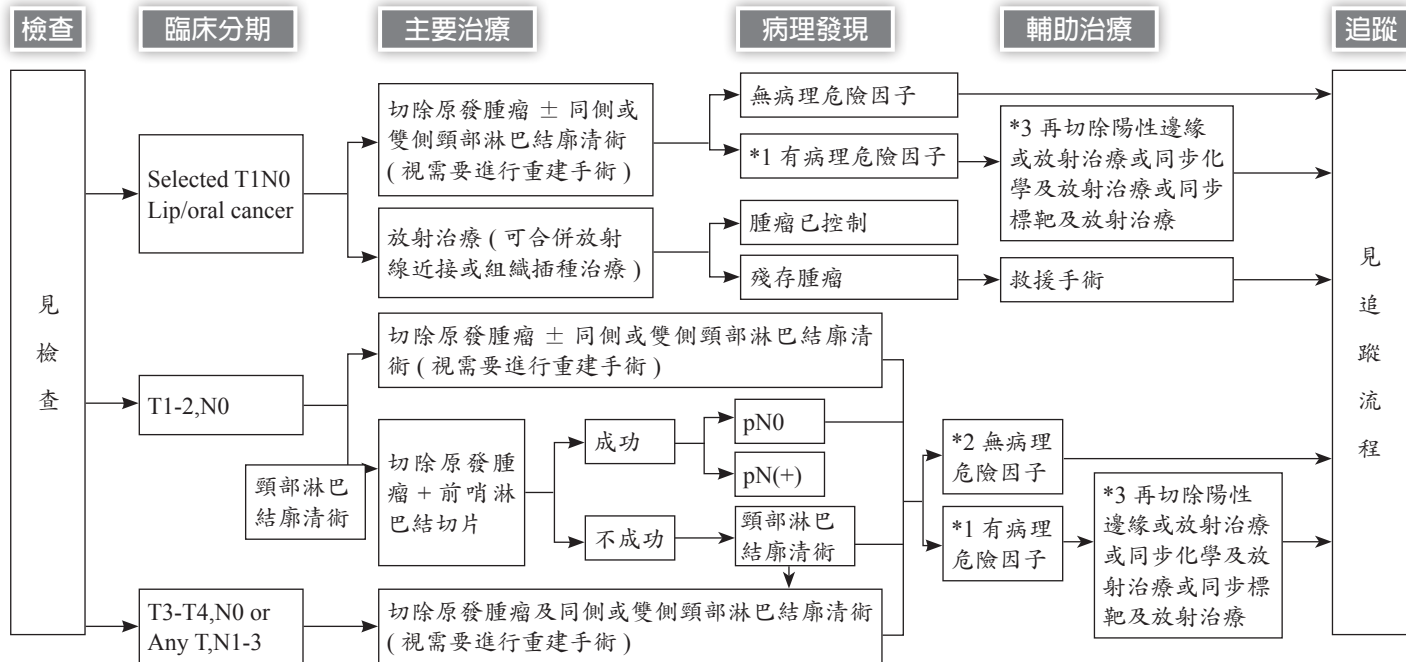
二、討論日期：106年10月25日

三、校稿人員：陳聰明醫師 / 何豫涵個管師

106 年版與上一版差異：

105 年版	106 年修訂版
口腔癌診療指引共識 -2	修訂 1. 救援性淋巴廓清術術→救援性手術（若可切除） 2. 放射治療或同步化學及放射治療或同步標靶及放射治療→* 再切除陽性邊緣或放射治療或同步化學及放射治療或同步標靶及放射治療 新增 1. 前導性化療後若反應不佳處，新增病人意願（願意 / 不願意手術） 2. *consider re-resection to achieve negative margins for positive resection margins if feasible
口腔癌診療指引共識 -1	修訂 僅 T4 or N3a 可建議行前導性化學治療→僅 T4or N3 可建議行前導性化學治療 新增 選擇性檢查新增：EBV DNA。
頭頸癌診療指引追蹤流程	修訂 全身骨骼掃描追蹤時機更改為臨床上必要時檢查

《 口腔癌診療指引共識 -1 》



*1 病理危險因子：手術邊緣殘存腫瘤、淋巴囊外擴散、第二或第三級淋巴轉移 (N2 or N3 nodal disease)、第三或第四級腫瘤 (pT3 or pT4 primary)、第四或第五區淋巴結轉移 (nodal disease in Levels IV or V)、血管淋巴管侵犯、神經旁侵犯 (註)、Type V - WPOI

*2 無病理危險因子：T1-T2,N1 → OBS or RT

註：在 T1-T2 若只有單一此項危險因子為選擇性治療

*3 consider re-resection to achieve negative margins for positive resection margins if feasible

檢查

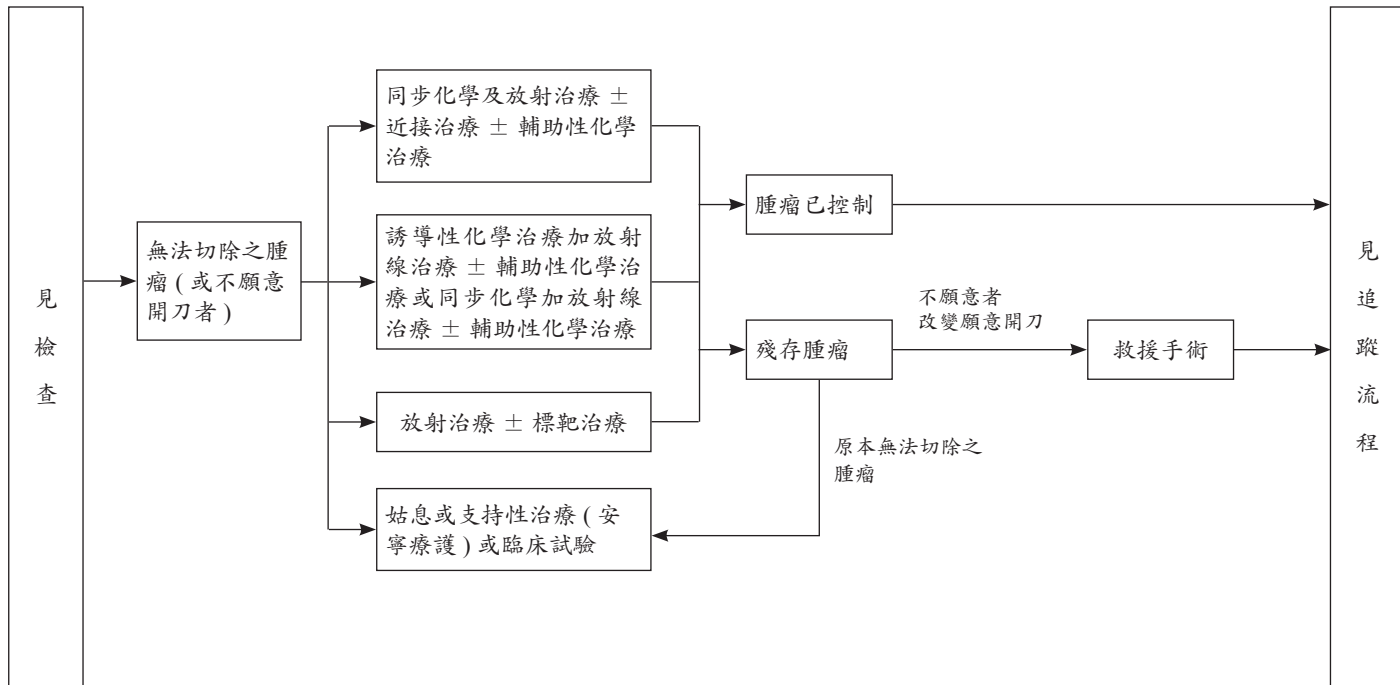
臨床分期

主要治療

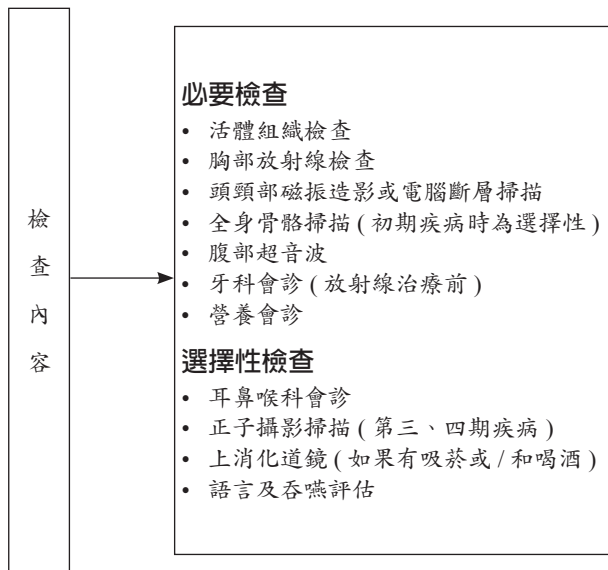
病理發現

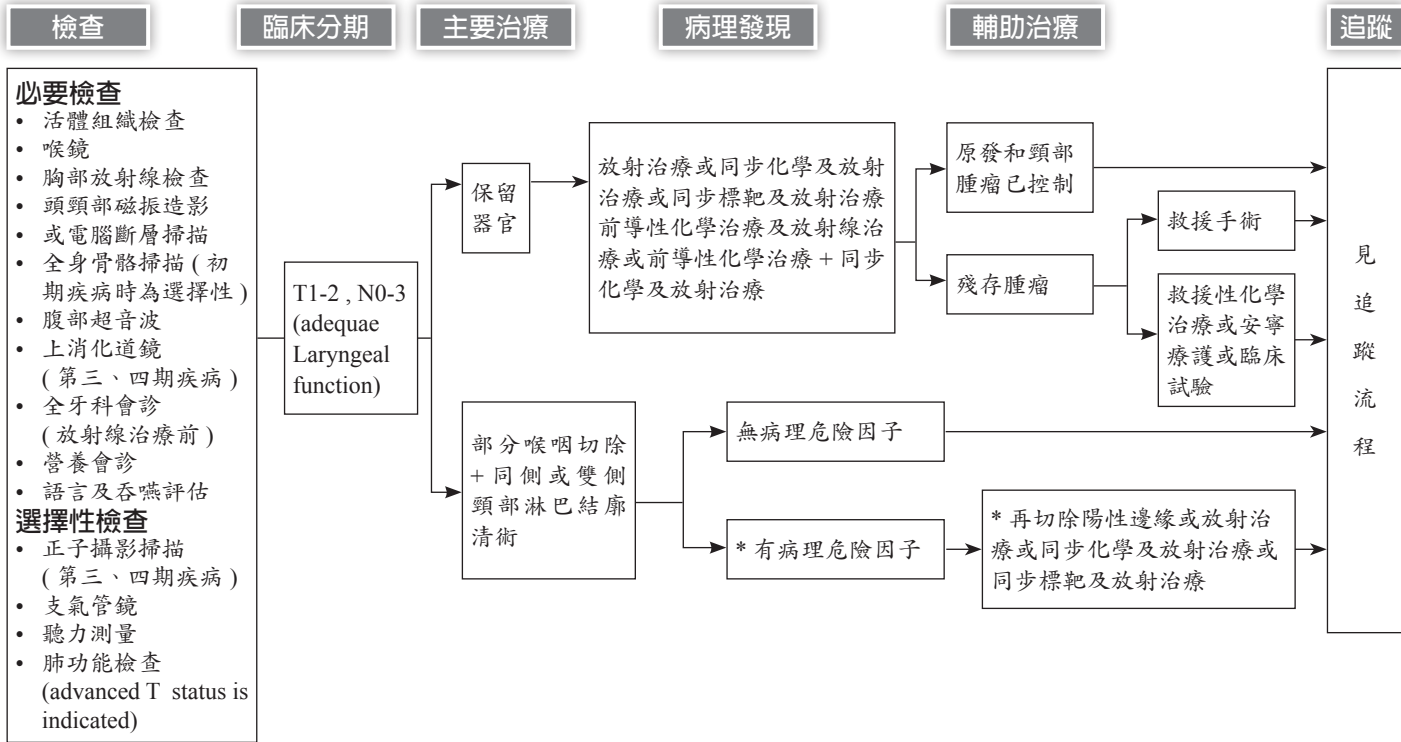
輔助治療

追蹤



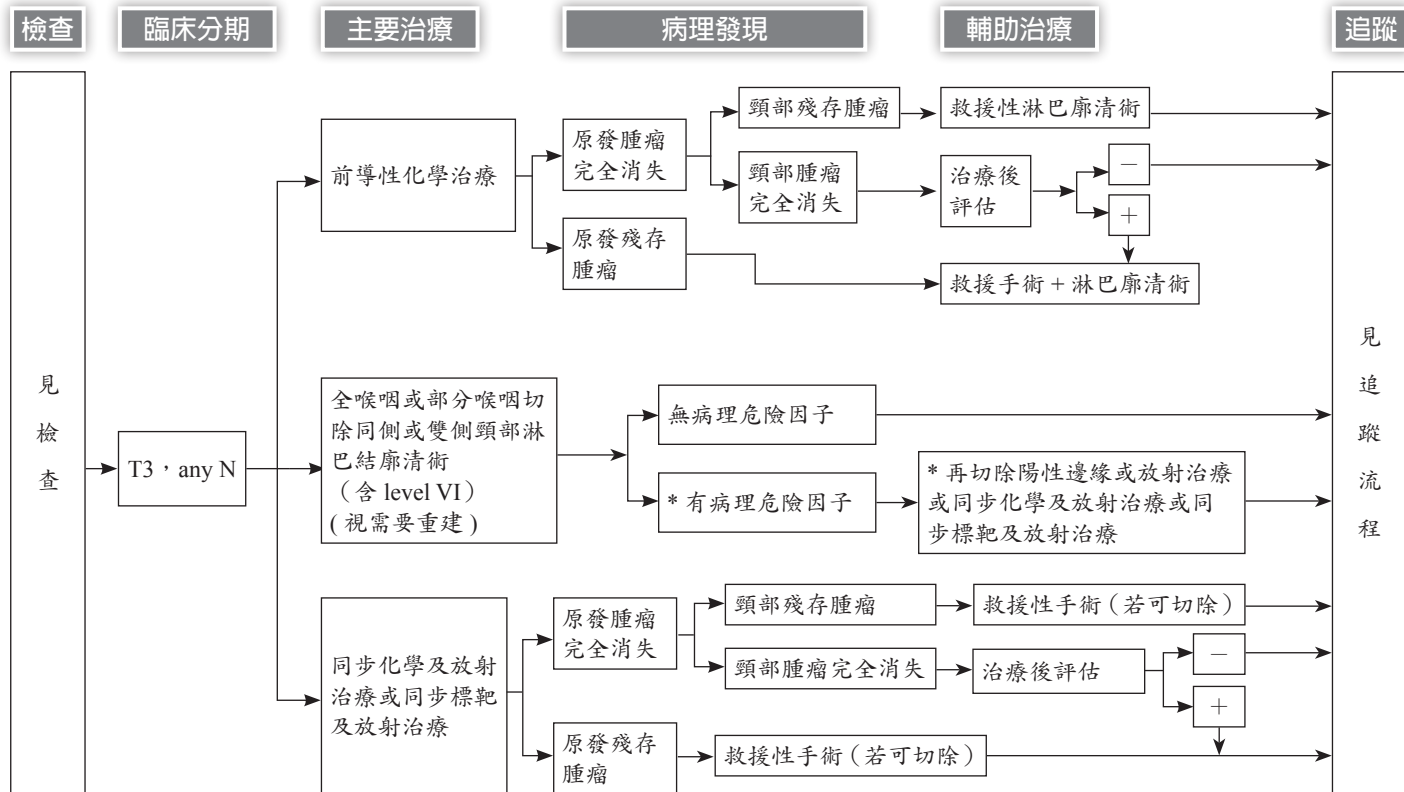
《 口腔癌診療指引共識檢查內容 》

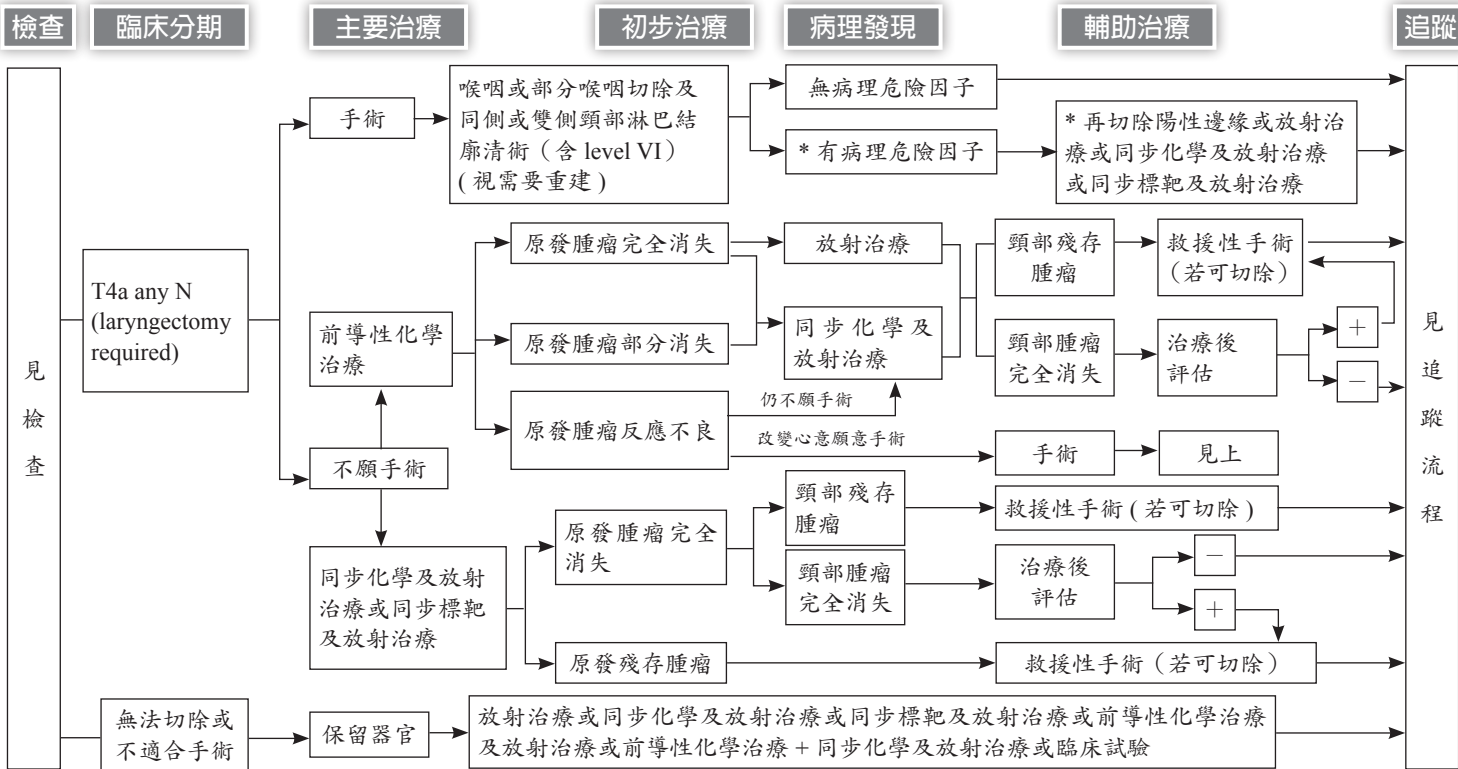




- LN ≥ 6cm 或 central necrosis 先行性頸部淋巴廓清術→同步化學及放射治療或同步標靶及放射治療
- * consider re-resection to achieve negative margins for positive resection margins if feasible

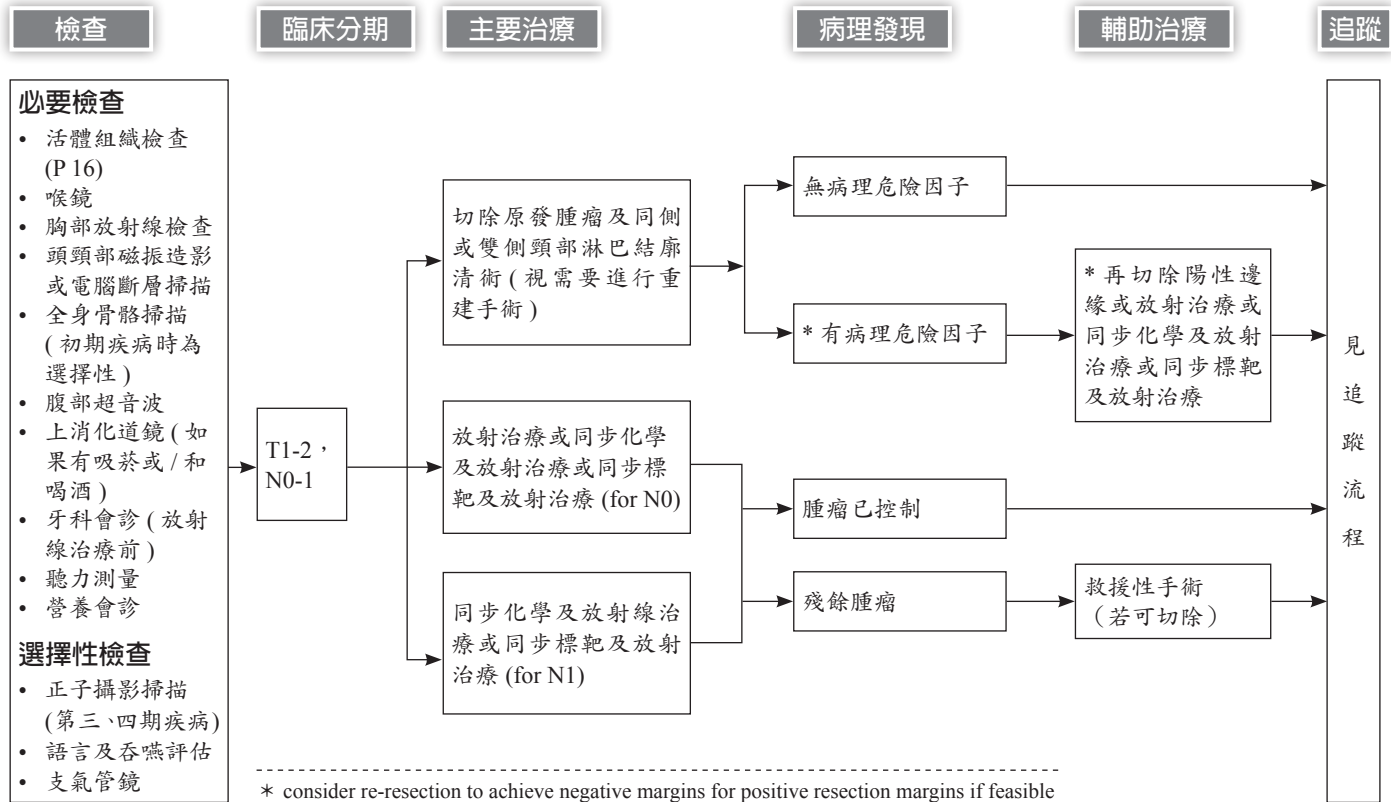
《下咽癌診療指引共識 -2》

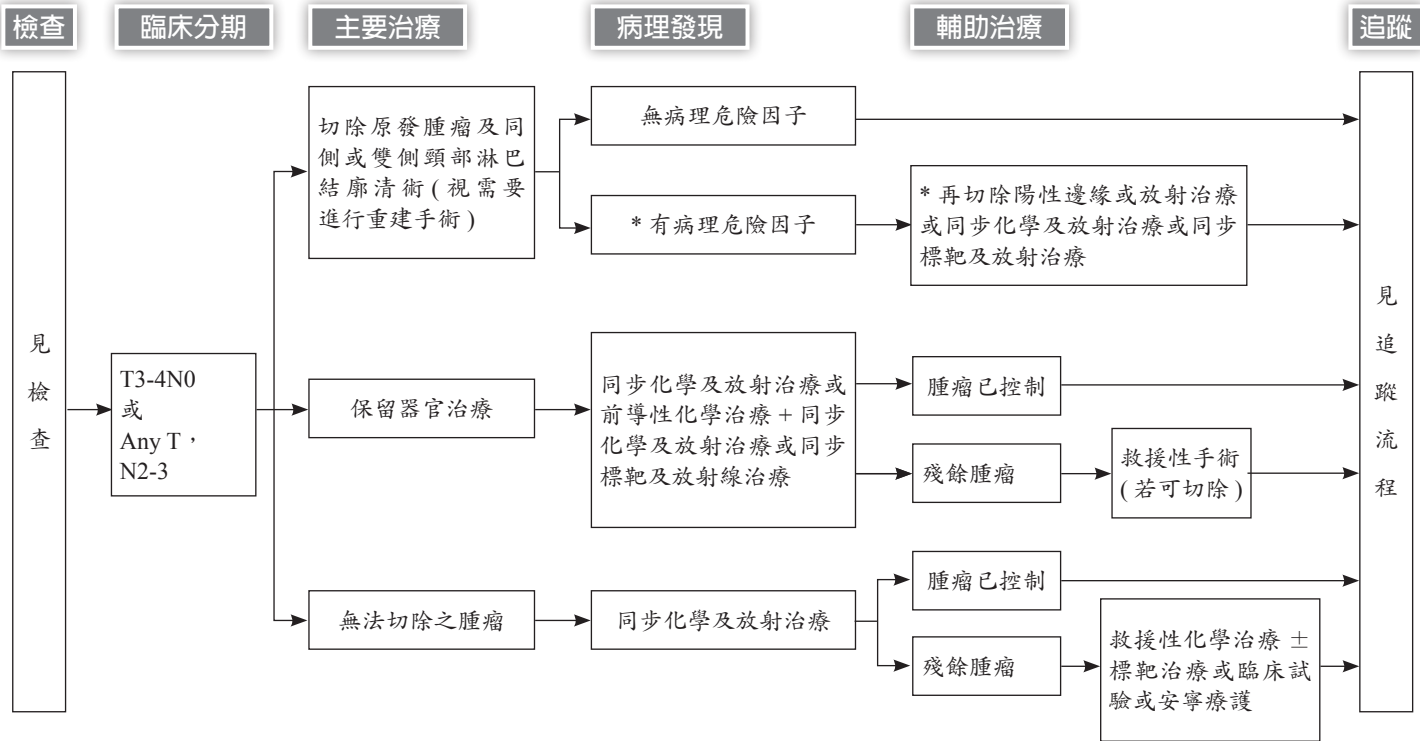




* consider re-resection to achieve negative margins for positive resection margins if feasible

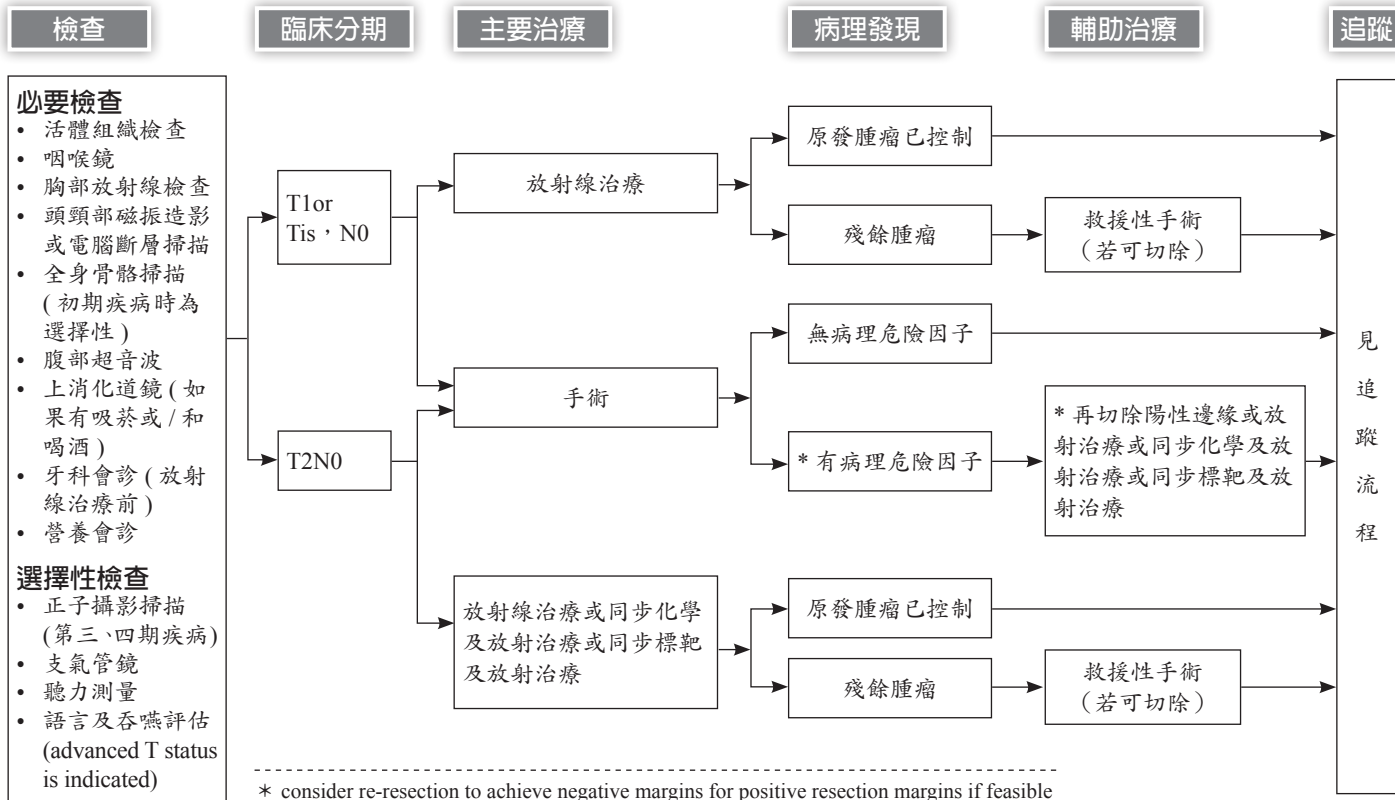
《口咽癌診療指引共識 -1》





• LN ≥ 6cm 或 central necrosis 先行性頸部淋巴廓清術 → 同步化學及放射治療或同步標靶及放射治療
* consider re-resection to achieve negative margins for positive resection margins if feasible

《喉癌診療指引共識 -1》



* consider re-resection to achieve negative margins for positive resection margins if feasible

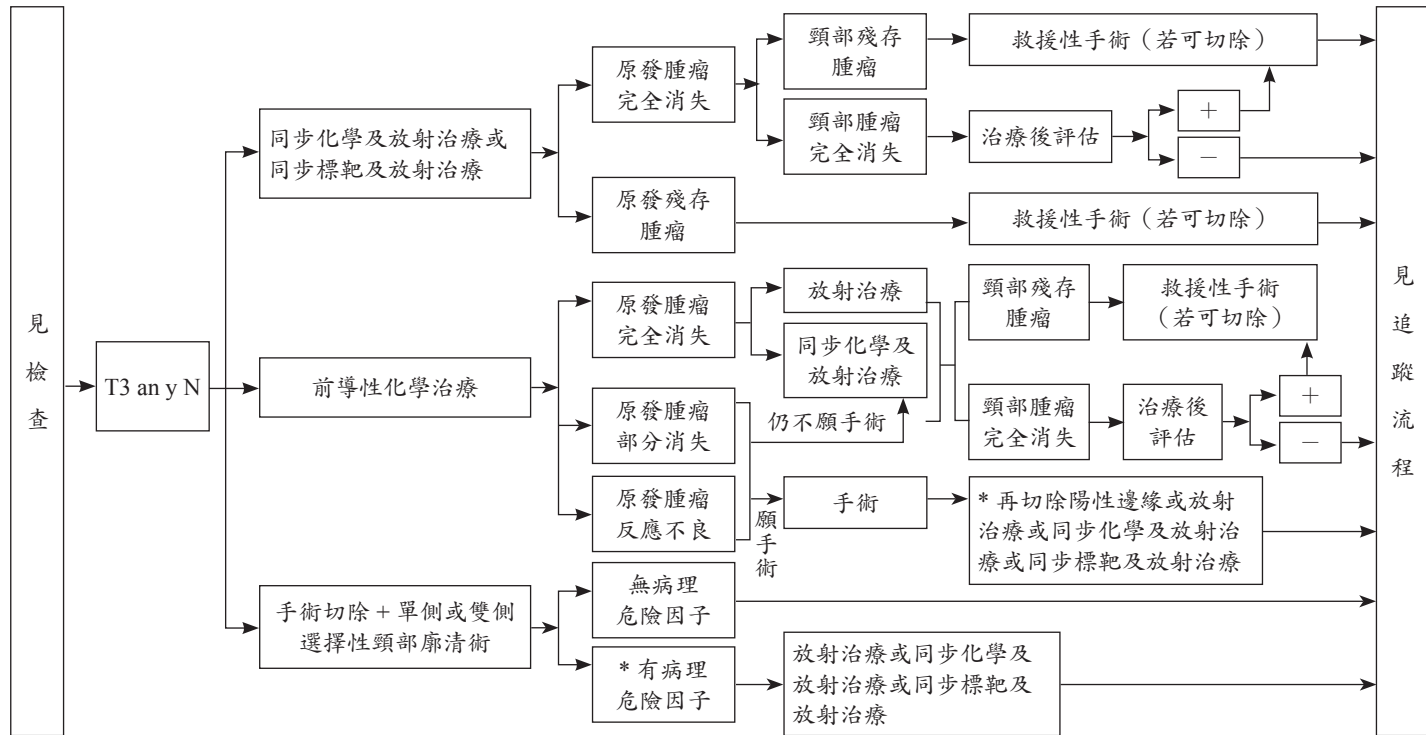
檢查

臨床分期

主要治療

輔助治療

追蹤



《喉癌診療指引共識 -3》

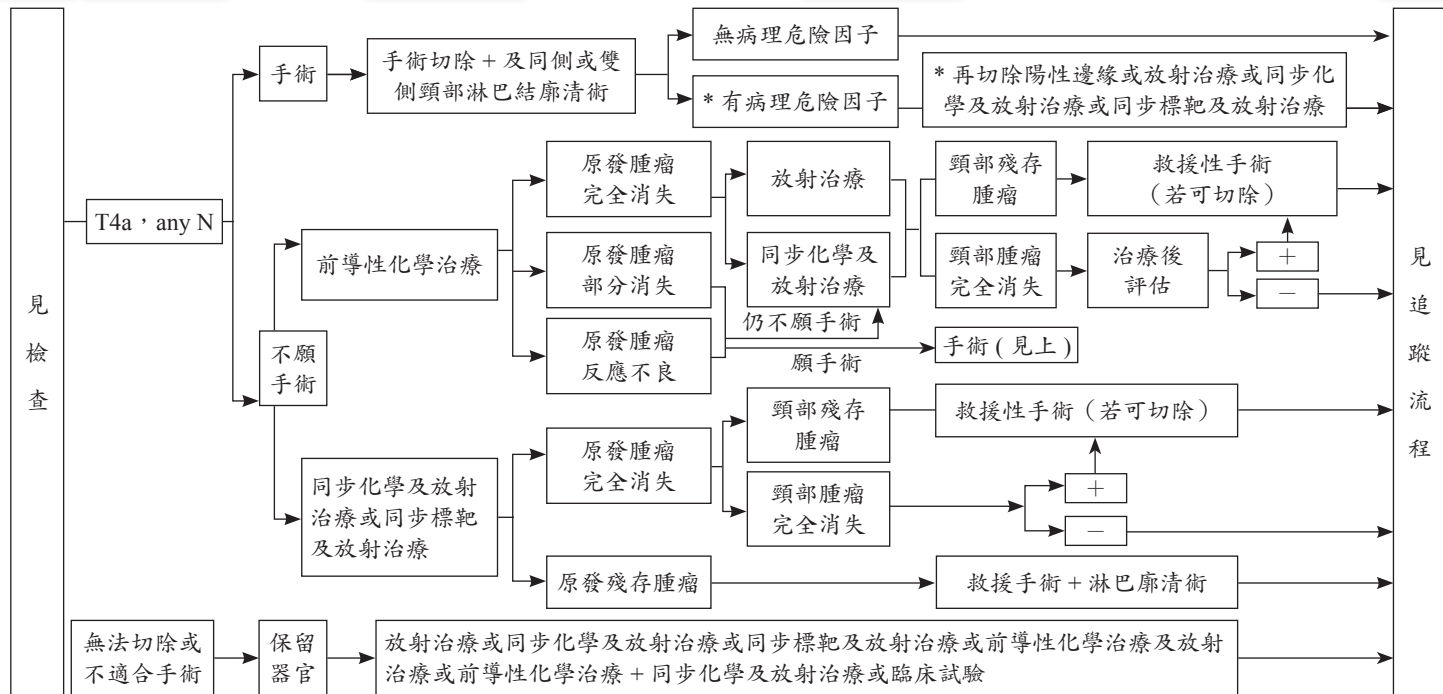
檢查

臨床分期

主要治療

輔助治療

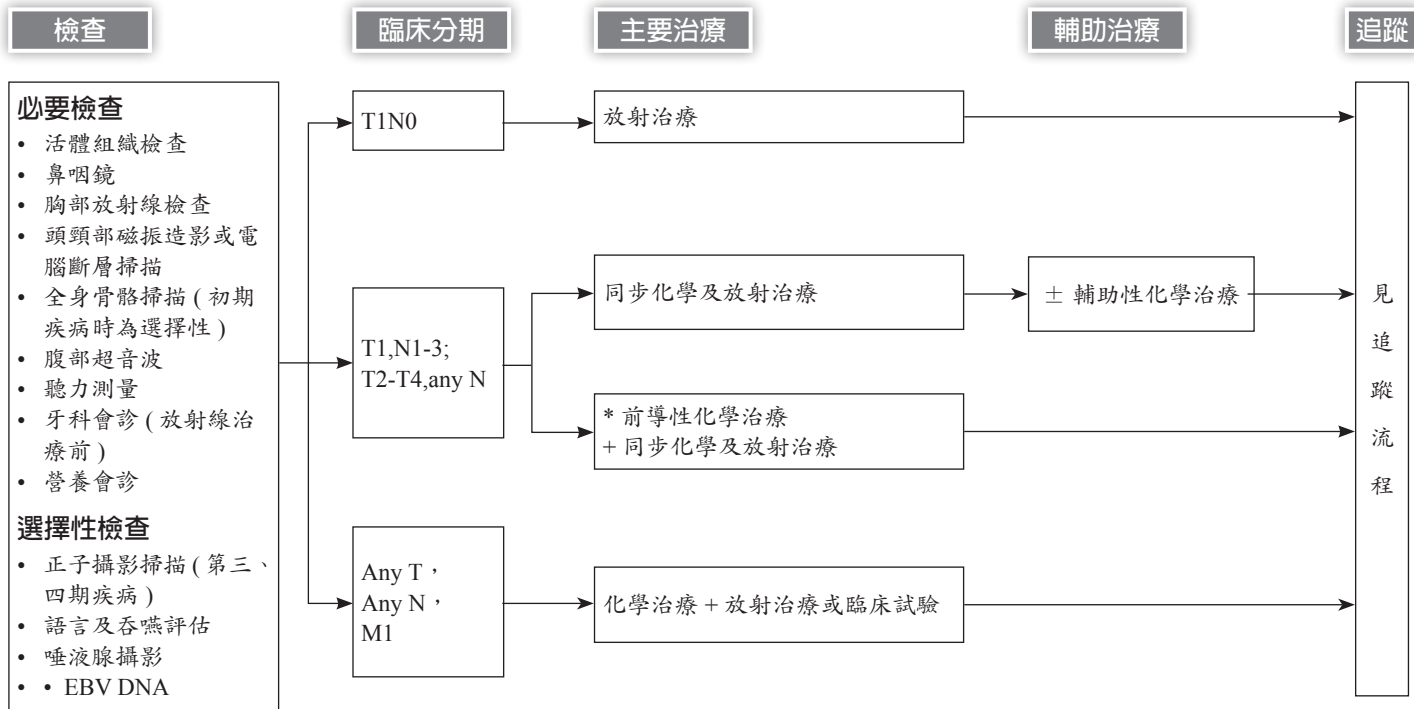
追蹤



見檢查

見追蹤流程

* consider re-resection to achieve negative margins for positive resection margins if feasible



* 僅 T4 or N3a 可建議行前導性化學治療

《頭頸癌診療指引追蹤流程》

臨床追蹤頻率

- 治療後一年內，每個月追蹤一次
- 治療後第二年，每二到三個月追蹤一次
- 治療後第三年，每三個月追蹤一次
- 治療後第四、五年，每六個月追蹤一次

頭頸部磁共振造影或電腦斷層掃描

- 治療完成後3年內建議每3-6個月一次
- 治療完成後3年以後建議6-12個月一次

腹部超音波

- 治療完成後3年內建議每3-6個月一次
- 治療完成後3年以後建議6-12個月一次

正子攝影掃描及全身骨骼掃描及上消化道鏡檢查

- 臨床上必要時

1. Al-Sarrf M, LeBlanc M, Giri PG, et al. Chemotherapy versus radiotherapy in patients with advanced nasopharyngeal cancer : phase III randomized Intergroup study 0099. J Clin Oncol 1998; 16:1310-1317. Wee J, Tan EH, Tai BC, et al. Randomized trial of radiotherapy versus concurrent chemoradiotherapy followed by adjuvant chemotherapy in patients with American Joint Committee on Cancer/International Union against cancer stage III and IV nasopharyngeal cancer of the endemic variety. J Clin Oncol 2005; 23 : 6730-6738.
2. Bernier J, Cooper JS, Pajuk TF, et al. Defining risk levels in locally advanced head and neck cancers : A comparative analysis of concurrent postoperative radiation plus chemotherapy trials of the EORTC (#22931) and RTOG (#9501). Head Neck 2005; 27: 843-850.
3. Bernier J, Dommenege C, Ozsahin M et al. Postoperative irradiation with or without concomitant chemotherapy for locally advanced head and neck cancer. N Engl J Med 2004; 350:1945-1952.
4. Budach W, Hehr T, Budach V, et al. A meta-analysis of hyperfractionated and accelerated radiotherapy and combined chemotherapy and radiotherapy regimens in unresected locally advanced squamous cell carcinoma of the head and neck. BMC Cancer 2006; 6 : 28-38.
5. Chan AT, Leung SF, Ngan RK, et al. Overall survival after concurrent cisplatin-radiotherapy compared with radiotherapy alone in locoregionally advanced nasopharyngeal carcinoma. J Natl Cancer Inst 2005; 97: 536-539.
6. Chan AT, Hsu M-M, Goh BC, et al. Multicenter, phase II study of cetuximab in combination with carboplatin in patients with recurrent or metastatic nasopharyngeal carcinoma. J Clin Oncol 2005; 23: 3568-3576.
7. Cooper JS, Pajak TF, Forastiere AA et al. Postoperative concurrent radiotherapy and chemotherapy for high-risk squamous-cell carcinoma of the head and neck. N Engl J Med 2004; 350(19) : 1937-1944.
8. Hartford AC, Palosca MG, Eichler TJ, et al. American Society for Therapeutic Radiology and Oncology (ASTRO) and American College of Radiology (ACR) Practice Guidelines for Intensity-Modulated Radiation Therapy (IMRT). Int J Radiat Oncol Biol Phys 2009; 73: 9-14.
9. NCCN Head and Neck Cancer Guidelines Version 2.2017.

10. Machtay M, Moughan J, Trotti A, et al. Factors associated with severe late toxicity after concurrent chemoradiation for locally advanced head and neck cancer : an RTOG analysis. *J Clin Oncol* 2008; 26 : 3582-3589.
11. Sanguineti G, Geara FB, Garden AS, et al. Carcinoma of the nasopharynx treated by radiotherapy alone : determinants of local and regional control. *Int J Radiat Oncol Biol Phys* 1997; 37: 985-996.

Squamous Cell Cancers

Lip, Oral Cavity, Oropharynx, Hypopharynx, Glottic Larynx, Supraglottic Larynx, Ethmoid Sinus, Maxillary Sinus, Occult Primary

Primary systemic therapy + concurrent radiotherapy

藥品名	劑量 mg/m ²	給藥日	頻率	週期	參考文獻
Cisplatin	75-100	1	Q3W	3 with RT	1, 2

藥品名	劑量 mg/m ²	給藥日	頻率	週期	參考文獻
Cetuximab	400* → 250	1	QW	8	3

*1st dose 400 mg/m² then followed by 250 mg/m²

藥品名	劑量 mg/m ²	給藥日	頻率	週期	參考文獻
Carboplatin	70	1-4	Q3W	3 with RT	4
5-FU	600	1-4	Q3W	3 with RT	

藥品名	劑量 mg/m ²	給藥日	頻率	週期	參考文獻
Carboplatin	70	1-5	Q4W	2 with RT	5
5-FU	600	1-5	Q4W	2 with RT	

藥品名	劑量 mg/m ²	給藥日	頻率	週期	參考文獻
5-FU	600	1-5	Q2W	6 with RT	6
Hydroxyurea	1g PO Q12H	11 doses	Q2W	6 with RT	

藥品名	劑量 mg/m ²	給藥日	頻率	週期	參考文獻
Paclitaxel	30	1	QW	7	6
Cisplatin	20	2	QW	7	

藥品名	劑量 mg/m ²	給藥日	頻率	週期	參考文獻
Paclitaxel	175	1	Q3W	Min 6	18
Cisplatin	75	1	Q3W	Min 6	

藥品名	劑量 mg/m ²	給藥日	頻率	週期	參考文獻
Cisplatin	60-100	1	Q3W	3 with RT	7
5-FU	800-1000	1-5	Q3W	3 with RT	

藥品名	劑量 mg/m ²	給藥日	頻率	週期	參考文獻
Cisplatin	60	1	Q2W	7 with RT	7
5-FU	800	1-5	Q2W	7 with RT	

藥品名	劑量 mg/m ²	給藥日	頻率	週期	參考文獻
Cisplatin	20	1-4	Q4W	2 with RT	19
5-FU	1000	1-4	Q4W	2 with RT	

藥品名	劑量 mg/m ²	給藥日	頻率	週期	參考文獻
Cisplatin	60-100	1	Q3W	Min 6	18
5-FU	600-1000	1-4	Q3W	Min 6	

藥品名	劑量 mg/m ²	給藥日	頻率	週期	參考文獻
Carboplatin	100	1	QW	8	8
Paclitaxel	40-45	1	QW	8	

藥品名	劑量 mg/m ²	給藥日	頻率	週期	參考文獻
Cisplatin	20-40	1	QW	4	9

藥品名	劑量 mg/m ²	給藥日	頻率	週期	參考文獻
Cisplatin	40	1	QW	4	10

藥品名	劑量 mg/m ²	給藥日	頻率	週期	參考文獻
Carboplatin	25	1-5	QW	5 with RT	16

藥品名	劑量 mg/m ²	給藥日	頻率	週期	參考文獻
Cetuximab	400* → 250	1	QW	#	17
Cisplatin	60-100	1	Q3W		

*1st dose 400 mg/m² then followed by 250 mg/m²
 #1st cycle before RT and continued cycles during RT

藥品名	劑量 mg/m ²	給藥日	頻率	週期	參考文獻
Cisplatin	50	1	Q2W	6	31
UFUR	800 mg* PO QD	1-14	Q2W	6	
Leucovorin	60 mg PO QD	1-14	Q2W	6	

*Or 300 mg/m²

Postoperative Chemoradiation

藥品名	劑量 mg/m ²	給藥日	頻率	週期	參考文獻
Cisplatin	75-100	1	Q3W	3 with RT	11-13, 15

藥品名	劑量 mg/m ²	給藥日	頻率	週期	參考文獻
Cisplatin	25-50	1	QW	7-9 with RT	14

藥品名	劑量 mg/m ²	給藥日	頻率	週期	參考文獻
Cetuximab	400* → 250	1	QW	#	20
Cisplatin	30	1	QW	#	

*1st dose 400 mg/m² then followed by 250 mg/m²
#1st cycle before RT and continued cycles during RT

藥品名	劑量 mg/m ²	給藥日	頻率	週期	參考文獻
Cetuximab	400* → 250	1	QW	#	20
Docetaxel	15	1	QW	#	

*1st dose 400 mg/m² then followed by 250 mg/m²
#1st cycle before RT and continued cycles during RT

藥品名	劑量 mg/m ²	給藥日	頻率	週期	參考文獻
Cisplatin	20	1-5	Q4W	2	21
5-FU	600	1-5	Q4W	2	

Induction/Sequential chemotherapy

藥品名	劑量 mg/m ²	給藥日	頻率	週期	參考文獻
Docetaxel	60-75	1	Q3W	3-4	22, 24
Cisplatin	60-75	1	Q3W	3-4	
5-FU	600-750	1-5	Q3W	3-4	

藥品名	劑量 mg/m ²	給藥日	頻率	週期	參考文獻
Docetaxel	60-75	1	Q3W	3	23
Cisplatin	60-100	1	Q3W	3	
5-FU	750-1000*	1-4 [#]	Q3W	3	

*Continuous infusion for 24 h
 # May extend to day 5 if tolerable

藥品名	劑量 mg/m ²	給藥日	頻率	週期	參考文獻
Paclitaxel	175	1	Q3W	3	25
Cisplatin	100	2	Q3W	3	
5-FU	500	2-6	Q3W	3	

藥品名	劑量 mg/m ²	給藥日	頻率	週期	參考文獻
Cisplatin	80-100	1	Q3W	2-4	26
5-FU	800-1000	3-5	Q3W	2-4	

Following induction, agents to be used with concurrent chemoradiation typically include weekly carboplatin or cetuximab

藥品名	劑量 mg/m ²	給藥日	頻率	週期	參考文獻
Cisplatin	100	1	QW	6 with RT	27

藥品名	劑量 mg/m ²	給藥日	頻率	週期	參考文獻
Carboplatin	1.5-2 AUC	1	QW	7	28

藥品名	劑量 mg/m ²	給藥日	頻率	週期	參考文獻
Cetuximab	400* → 250	1	QW	7 with RT	29

*1st dose 400 mg/m² then followed by 250 mg/m²

藥品名	劑量 mg/m ²	給藥日	頻率	週期	參考文獻
Cisplatin	50	1	Q2W	6	30
UFUR	800 mg* PO QD	1-14	Q2W		
Leucovorin	60 mg PO QD	1-14	Q2W		

*Or 300 mg/m²

參考文獻

1. Forastiere AA, Zhang Q, Weber RS, et al. Long-term results of radiotherapyOG 91-11: a comparison of three nonsurgical treatment strategies to preserve the larynx in patients with locally advanced larynx cancer. *J Clin Oncol* 2013;31:845-852.
2. Adelstein DJ, Li Y, Adams GL, et al. An intergroup phase III comparison of standard radiation therapy and two schedules of concurrent chemoradiotherapy in patients with unresectable squamous cell head and neck cancer. *J Clin Oncol* 2003;21(1):92-98.
3. Bonner JA, Harari PM, Giralt J, et al. Radiotherapy plus cetuximab for locoregionally advanced head and neck cancer: 5-year survival data from a phase 3 randomised trial, and relation between cetuximab-induced rash and survival. *Lancet Oncol* 2010;11:21-28.
4. Denis F, Garaud P, Bardet E, et al. Final results of the 94-01 French Head and Neck Oncology and Radiotherapy Group randomized trial comparing radiotherapy alonewith concomitant radiochemotherapy in advanced-stage oropharynx carcinoma. *J Clin Oncol* 2004;22:69-76.
5. Bourhis J, Sire C, Graff P, et al. Concomitant chemoradiotherapy versus acceleration of radiotherapy with or without concomitant chemotherapy in locally advanced head and neck carcinoma (GORTEC 99-02): an open-label phase 3 randomised trial. *Lancet Oncol* 2012;13:145-153.
6. Garden AS, Harris J, Vokes EE, et al. Preliminary results of Radiation Therapy Oncology Group 97-03: A randomized phase II trial of concurrent radiation and chemotherapy for advanced squamous cell carcinomas of the head and neck. *J Clin Oncol* 2004;22:2856-2864.
7. Taylor S, Murthy A, Vannetzel J, et al. Randomized comparison of neoadjuvant cisplatin and fluorouracil infusion followed by radiation versus concomitant treatment in advanced head and neck cancer. *J Clin Oncol* 1994;12:385-395.
8. Suntharalingam M, Haas ML, Conley BA, et al. The use of carboplatin and paclitaxel with daily radiotherapy in patients with locally advanced squamous cell carcinomas of the head and neck. *Int J Radiat Oncol Biol Phys* 2000;47:49-56.
9. Beckmann GK, Hoppe F, Pfreundner L, et al. Hyperfractionated accelerated radiotherapy in combination with weekly cisplatin for locally advanced head and neck cancer. *Head Neck* 2005;27:36-43.

10. Medina JA, Rueda A, de Pasos AS, et al. A phase II study of concomitant boost radiation plus concurrent weekly cisplatin for locally advanced unresectable head and neck carcinomas. *Radiother Oncol* 2006;79:34-38
11. Cooper JS, Pajak TF, Forastiere AA, et al. Postoperative concurrent radiotherapy and chemotherapy for high-risk squamous-cell carcinoma of the head and neck. *N Engl J Med* 2004;350:1937-1944
12. Bernier J, Dommenege C, Ozsahin M, et al. Postoperative irradiation with or without concomitant chemotherapy for locally advanced head and neck cancer. *N Engl J Med* 2004;350:1945-1952
13. Bernier J, Cooper JS, Pajak TF, et al. Defining risk levels in locally advanced head and neck cancers: A comparative analysis of concurrent postoperative radiation plus chemotherapy trials of the EORTC (#22931) and radiotherapyOG (#9501). *Head Neck* 2005;27:843-850.
14. Bachaud JM, Cohen-Jonathan E, Alzieu C, et al. Combined postoperative radiotherapy and weekly cisplatin infusion for locally advanced head and neck carcinoma: final report of a randomized trial. *Int J Radiat Oncol Biol Phys* 1996 Dec 1;36:999-1004.
15. Cooper JS, Zhang Q, Pajak TF, et al. Long-term follow-up of the radiotherapyOG 9501/intergroup phase III trial: postoperative concurrent radiation therapy and chemotherapy in high-risk squamous cell carcinoma of the head and neck. *Int J Radiat Oncol Biol Phys* 2012;84:1198-1205.
16. Jeremic B, Milicic B, Dagovic A, et al. Radiation Therapy With or Without Concurrent Low-Dose Daily Chemotherapy in Locally Advanced, Nonmetastatic Squamous Cell Carcinoma of the Head and Neck. *J Clin Oncol*, 2004, 22:3540-3548
17. RTOG 0522: a randomized phase III trial of concurrent accelerated radiation and cisplatin versus concurrent accelerated radiation, cisplatin, and cetuximab [followed by surgery for selected patients] for Stage III and IV head and neck carcinomas. *Clin Adv Hematol Oncol* 2007;5: 79-81
18. Gibson MK, Li Y, Murphy B, et al. Randomized phase III evaluation of cisplatin plus fluorouracil versus cisplatin plus paclitaxel in advanced head and neck cancer (E1395): an intergroup trial of the Eastern Cooperative Oncology Group. *J Clin Oncol* 2005;23:3562-3567
19. Soo KC, Tan EH, Wee J, et al. Surgery and adjuvant radiotherapy vs concurrent chemoradiotherapy in stage III/IV nonmetastatic squamous cell head and neck cancer: a randomised comparison. *Br J Cancer*. 2005;93:279-286

20. Harari PM, Harris J, Kies MS, et al. Postoperative chemoradiotherapy and cetuximab for high-risk squamous cell carcinoma of the head and neck: Radiation Therapy Oncology Group radiotherapyOG-0234. *J Clin Oncol.* 2014;32:2486-2495
21. Fietkau R, Lautenschläger C, Sauer R, et al. Postoperative concurrent radio-chemotherapy versus radiotherapy in high-risk SCCA of the head and neck: Results of the German phase III trial ARO 96–32006 ASCO Annual Meeting Proceedings (Post-Meeting Edition)24,(18S) 2006: 5507
22. Vermorken JB, Remenar E, van Herpen C, et al; EORTC 24971/TAX 323 Study Group. Cisplatin, fluorouracil, and docetaxel in unresectable head and neck cancer. *N Engl J Med* 2007;357(17):1695-1704.
23. Posner MR, Hershock DM, Blajman CR, et al. Cisplatin and fluorouracil alone or with docetaxel in head and neck cancer. *N Engl J Med* 2007;357(17):1705-1715
24. Pointreau Y, Garaud P, Chapet S, et al. Randomized trial of induction chemotherapy with cisplatin and 5-fluorouracil with or without docetaxel for larynx preservation. *J Natl Cancer Inst* 2009;101:498-506
25. Hitt R, López-Pousa A, Martínez-Trufero J, et al. Phase III study comparing cisplatin plus fluorouracil to paclitaxel, cisplatin, and fluorouracil induction chemotherapy followed by chemoradiotherapy in locally advanced head and neck cancer. *J Clin Oncol* 2005;23:8636-8645.
26. Paccagnella A, Orlando A, Marchiori C, et al. Phase III trial of initial chemotherapy in stage III or IV head and neck cancers: a study by the Gruppo di Studio sui Tumori della Testa e del Collo. *J Natl Cancer Inst.* 1994;86:265-272
27. Chitapanarux I, Lorvidhaya V, Kamnerdsupaphon P, et al. Chemoradiation comparing cisplatin versus carboplatin in locally advanced nasopharyngeal cancer: Randomised, non-inferiority, open trial. *Eur J Cancer* 2007;43:1399-1406
28. Haddad R, O'Neill A, Rabinowits G, et al. Induction chemotherapy followed by concurrent chemoradiotherapy (sequential chemoradiotherapy) versus concurrent chemoradiotherapy alone in locally advanced head and neck cancer (PARADIGM): a randomised phase 3 trial. *Lancet Oncol.* 2013;14:257-4264
29. Lefebvre JL, Pointreau Y, Rolland F, et al. Induction chemotherapy followed by either chemoradiotherapy or bioradiotherapy for larynx preservation: the TREMPLIN randomized phase II study. *J Clin Oncol* 2013;31:853-859.

30. Hung-Ming Wang, Cheng-Su Wang, Jen-Shi Chen, et al. Cisplatin, tegafur, and leucovorin: A moderately effective and minimally toxic outpatient neoadjuvant chemotherapy for locally advanced squamous cell carcinoma of the head and neck. *Cancer* 2002; 94 (11): 2982-2995.
31. Wang HM, Hsu CL, Hsieh CH, et al. Concurrent chemoradiotherapy using cisplatin, tegafur, and leucovorin for advanced squamous cell carcinoma of the hypopharynx and oropharynx. *Biomed J* 2014;37(3):133-40.

Recurrent, Unresectable, or Metastatic (incurable)

Combination therapy

藥品名	劑量 mg/m ²	給藥日	頻率	週期	參考文獻
Cetuximab	400* → 250	1	QW		1
Cisplatin	60-100	1	Q3W	Max 6	
5-FU	600-1000	1-4	Q3W	Max 6	

*1st dose 400 mg/m² then followed by 250 mg/m²

藥品名	劑量 mg/m ²	給藥日	頻率	週期	參考文獻
Cetuximab	400* → 250	1	QW		1
Carboplatin	5 AUC	1	Q3W	Max 6	
5-FU	600-1000	1-4	Q3W	Max 6	

*1st dose 400 mg/m² then followed by 250 mg/m²

藥品名	劑量 mg/m ²	給藥日	頻率	週期	參考文獻
Docetaxel	65	1	Q3W		2
Carboplatin	6 AUC	1	Q3W		

藥品名	劑量 mg/m ²	給藥日	頻率	週期	參考文獻
Paclitaxel	175	1	Q3W		3
Cisplatin	75	1	Q3W		

藥品名	劑量 mg/m ²	給藥日	頻率	週期	參考文獻
Paclitaxel	175	1	Q3W		3
Carboplatin	6 AUC	1	Q3W		

藥品名	劑量 mg/m ²	給藥日	頻率	週期	參考文獻
Cetuximab	200* → 125	1	QW		4
Cisplatin	100	1	Q4W	2-6	

*1st dose 200 mg/m² then followed by 125 mg/m²

藥品名	劑量 mg/m ²	給藥日	頻率	週期	參考文獻
Cisplatin	60-100	1	Q3W		3, 5
5-FU	600-1000	1-4	Q3W		

藥品名	劑量 mg/m ²	給藥日	頻率	週期	參考文獻
Cetuximab	400 → 250 → 500*	1	QW → QW → Q2W*		6
Docetaxel	75	1	Q3W	4	
Cisplatin	75	1	Q3W	4	

*1st dose 400 mg/m² and 2nd dose 250 mg/m² QW then followed by 500 mg/m² Q2W

藥品名	劑量 mg/m ²	給藥日	頻率	週期	參考文獻
Cetuximab	400 → 250 → 500*	1	QW → QW → Q2W*		21
Docetaxel	75	1	Q3W	4	
Carboplatin	5 AUC	1	Q3W	4	

*1st dose 400 mg/m² and 2nd dose 250 mg/m² QW then followed by 500 mg/m² Q2W

藥品名	劑量 mg/m ²	給藥日	頻率	週期	參考文獻
Paclitaxel	175	1	Q3W	2	22, 23
Cisplatin	75	1	Q3W	2	
Followed by					
Cetuximab	400* → 250	1	QW		
Cisplatin	75	1	Q3W	4	

*1st dose 400 mg/m² then followed by 250 mg/m²

藥品名	劑量 mg/m ²	給藥日	頻率	週期	參考文獻
Paclitaxel	175	1	Q3W	2	22, 23
Carboplatin	5-6 AUC	1	Q3W	2	
Followed by					
Cetuximab	400* → 250	1	QW		
Carboplatin	5 AUC	1	Q3W	4	

*1st dose 400 mg/m² then followed by 250 mg/m²

Single agents

藥品名	劑量 mg/m ²	給藥日	頻率	週期	參考文獻
Cisplatin	100	1	Q3-4W		7, 8

藥品名	劑量 mg/m ²	給藥日	頻率	週期	參考文獻
Paclitaxel	80	1	QW	6	9

藥品名	劑量 mg/m ²	給藥日	頻率	週期	參考文獻
Docetaxel	100	1	Q3W		10

藥品名	劑量 mg/m ²	給藥日	頻率	週期	參考文獻
5-FU	1000	1	Q3W		8

藥品名	劑量 mg/m ²	給藥日	頻率	週期	參考文獻
Methotrexate	40	1	QW		11, 12

藥品名	劑量 mg/m ²	給藥日	頻率	週期	參考文獻
Cetuximab	400* → 250	1	QW	Min 7	13

*1st dose 400 mg/m² then followed by 250 mg/m²

藥品名	劑量 mg/m ²	給藥日	頻率	週期	參考文獻
Capecitabine	1250 PO BID	1-14	Q3W	Min 2	14

藥品名	劑量 mg/m ²	給藥日	頻率	週期	參考文獻
Afatinib	40 mg* PO QDAC		QW	Min 4	17

*20-50mg

藥品名	劑量 mg/m ²	給藥日	頻率	週期	參考文獻
Pembrolizumab	2 mg/kg	1	Q2W		18

藥品名	劑量 mg/m ²	給藥日	頻率	週期	參考文獻
Pembrolizumab	200 mg	1	Q3W		19

藥品名	劑量 mg/m ²	給藥日	頻率	週期	參考文獻
Nivolumab	3 mg/kg	1	Q2W		20

參考文獻

1. Vermorken JB, Mesia R, Rivera F, et al. Platinum-based chemotherapy plus cetuximab in head and neck cancer. *N Engl J Med* 2008;359:1116-1127.
2. Samlowski WE, Moon J, Kuebler JP, et al. Evaluation of the combination of docetaxel/carboplatin in patients with metastatic or recurrent squamous cell carcinoma of the head and neck (SCCHN): a Southwest Oncology Group Phase II study. *Cancer Invest* 2007;25:182-188.
3. Gibson MK, Li Y, Murphy B, et al. Randomized phase III evaluation of cisplatin plus fluorouracil versus cisplatin plus paclitaxel in advanced head and neck cancer (E1395): An Intergroup Trial of the Eastern Cooperative Oncology Group. *J Clin Oncol* 2005;23:3562-3567.
4. Burtness B, Goldwasser MA, Flood W, et al. Phase III randomized trial of cisplatin plus placebo versus cisplatin plus cetuximab in metastatic/recurrent head and neck cancer: An Eastern Cooperative Oncology Group Study. *J Clin Oncol* 2005;23:8646-8654.
5. Forastiere AA, Metch B, Schuller DE, et al. Randomized comparison of cisplatin plus fluorouracil and carboplatin plus fluorouracil versus methotrexate in advanced squamous cell carcinoma of the head and neck: A Southwest Oncology Group Study. *J Clin Oncol* 1992;10:1245-1251.
6. Guigay J, Fayette J, Dillies A-F, et al. Cetuximab, docetaxel, and cisplatin (TPEX) as first-line treatment in patients with recurrent or metastatic (R/M) squamous cell carcinoma of the head and neck (SCCHN): Final results of phase II trial

- GORTEC 2008-03 [abstract]. *J Clin Oncol* 2012;30(Suppl 15):Abstract 5505.
- Burhese B, Goldwasser MA, Flood W, et al. Phase III Randomized Trial of Cisplatin Plus Placebo Compared With Cisplatin Plus Cetuximab in Metastatic/Recurrent Head and Neck Cancer: An Eastern Cooperative Oncology Group Study. *J Clin Oncol* 2005;23:8646-8654.
 - Jacobs C, Lyman G, Velez-Garcia E, et al. A phase III randomized study comparing cisplatin and fluorouracil as single agents and in combination for advanced squamous cell carcinoma of the head and neck. *J Clin Oncol* 1992;10:257-263.
 - Grau JJ, Caballero M, Verger E, et al. Weekly paclitaxel for platin-resistant stage IV head and neck cancer patients. *Acta OtoLaryngol* 2009;129:1294-1299.
 - Catimell G, Verweij J, Mattijssen V, et al. Docetaxel (Taxotere): An active drug for the treatment of patients with advanced squamous cell carcinoma of the head and neck. *Ann Oncol* 1994;5:533-537.
 11. Stewart JS, Cohen EE, Licitra L, et al. Phase III study of gefitinib compared with intravenous methotrexate for recurrent squamous cell carcinoma of the head and neck [corrected]. *J Clin Oncol* 2009;27:1864-1871
 - Forastiere AA, Metch B, Schuller DE, et al. Randomized comparison of cisplatin plus fluorouracil and carboplatin plus fluorouracil versus methotrexate in advanced squamous-cell carcinoma of the head and neck: a Southwest Oncology Group study. *J Clin Oncol.* 1992 Aug;10(8):1245-51.
 - Vermorken JB, Trigo J, Hitt R, et al. Open-label, uncontrolled, multicenter phase II study to evaluate the efficacy and toxicity of cetuximab as a single agent in patients with recurrent and/or metastatic squamous cell carcinoma of the head and neck who failed to respond to platinum-based therapy. *J Clin Oncol.* 2007 Jun 1;25(16):2171-7.
 - Martinez-Trufero J, Isla D, Adansa JC, et al. Phase II study of capecitabine as palliative treatment for patients with recurrent and metastatic squamous head and neck cancer after previous platinum-based treatment. *Br J Cancer* 2010;102:1687-1691.
 - Degardin M, Oliveira J, Geoffrois L, An EORTC-ECSG phase II study of vinorelbine in patients with recurrent and/or metastatic squamous cell carcinoma of the head and neck. *Ann Oncol* 1998;9: 1103-1107.
 - Saxman S, Mann B, Canfield V, et al. A Phase II Trial of Vinorelbine in Patients With Recurrent or Metastatic Squamous Cell Carcinoma of the Head and Neck. *Am J Clin Oncol* 1998;21:398-400.
 - Machiels JP, Haddad RI, Fayette J, et al. Afatinib versus methotrexate as second-line treatment in patients with recurrent

- or metastatic squamous-cell carcinoma of the head and neck progressing on or after platinum-based therapy (LUX-Head & Neck 1): an open-label, randomised phase 3 trial. *Lancet Oncol* 2015;16:583-594.
18. Seiwent TY, Burtneß B, Mehra R, et al. Safety and clinical activity of pembrolizumab for treatment of recurrent or metastatic squamous cell carcinoma of the head and neck (KEYNOTE-012): an open-label, multicentre, phase 1b trial. *Lancet* 2016;17:956-965.
 19. Chow LQ, Haddad R, Gupta S, et al. Antitumor Activity of Pembrolizumab in Biomarker-Unselected Patients With Recurrent and/or Metastatic Head and Neck Squamous Cell Carcinoma: Results From the Phase Ib KEYNOTE-012 Expansion Cohort. *J Clin Oncol* 2016.
 20. Ferris R, Blumenschein G, Fayette J, et al. further evaluations of nivolumab versus investigator's choice chemotherapy for recurrent or metastatic (R/M) squamous cell carcinoma of the head and neck: CheckMate-141. Oral presentation at The American Society of Clinical Oncology (ASCO) 2016 Annual Meeting; June 3-7, 2016; Chicago, Illinois.
 21. Joel Guigay UK, Ricard Mesia, Nadejda Vintonenko, Jean Bourhis, Anne Auperin. TPExtreme randomized trial: TPEX versus Extreme regimen in 1st line recurrent/metastatic head and neck squamous cell carcinoma. *Journal of Clinical Oncology* 2015.
 22. Price KA, Cohen EE. Current treatment options for metastatic head and neck cancer. *Curr Treat Options Oncol* 2012;13:35-46.
 23. Herbst RS, Arquette M, Shin DM, et al. Phase II multicenter study of the epidermal growth factor receptor antibody cetuximab and cisplatin for recurrent and refractory squamous cell carcinoma of the head and neck. *J Clin Oncol* 2005;23:5578-5587.

Nasopharynx

Chemoradiation followed by adjuvant chemotherapy

藥品名	劑量 mg/m ²	給藥日	頻率	週期	參考文獻
Cisplatin	60-100	1	Q3W	3 with RT	1
Followed by					
Cisplatin	60-100	1	Q4W	3 after RT	
5-FU	600-1000	1-4	Q4W	3 after RT	

藥品名	劑量 mg/m ²	給藥日	頻率	週期	參考文獻
Carboplatin	6 AUC	1	Q3W	3-5 with RT	2
Followed by					
Carboplatin	5 AUC	1	Q3W	2 after RT	
5-FU	1000*	1-4	Q3W	2 after RT	

*Continuous infusion for 24 h

藥品名	劑量 mg/m ²	給藥日	頻率	週期	參考文獻
Cisplatin	20-40	1	QW	7	3

藥品名	劑量 mg/m ²	給藥日	頻率	週期	參考文獻
Cisplatin	50	1	Q2W	6	13
UFUR	800 mg* PO	1-14	Q2W		
Leucovorin	60 mg PO	1-14	Q2W		

*Or 300 mg/m²

Induction (Category 3)/Sequential chemotherapy

藥品名	劑量 mg/m ²	給藥日	頻率	週期	參考文獻
Docetaxel	60-70	1	Q3W	3	4
Cisplatin	60-75	1	Q3W	3	
5-FU	750-1000*	1-4	Q3W	3	
Followed by Cisplatin	100	1	Q3W	With RT	

藥品名	劑量 mg/m ²	給藥日	頻率	週期	參考文獻
Docetaxel	60-75	1	Q3W	2	5
Cisplatin	60-75	1	Q3W	2	
Followed by Cisplatin	40	1	QW	With RT	

藥品名	劑量 mg/m ²	給藥日	頻率	週期	參考文獻
Cisplatin	60-100	1	Q3W	3	6
5-FU	600-1000	1-4	Q3W	3	

*Continuous infusion for 24 h

藥品名	劑量 mg/m ²	給藥日	頻率	週期	參考文獻
Epirubicin	75	1	Q3W	3	7
Paclitaxel	175	1	Q3W	3	
Cisplatin	60-75	2	Q3W	3	
Followed by Paclitaxel	60	1	QW	During RT	

藥品名	劑量 mg/m ²	給藥日	頻率	週期	參考文獻
Cisplatin	40	1	QW	7 during RT	8

藥品名	劑量 mg/m ²	給藥日	頻率	週期	參考文獻
Epirubicin	60-75	1	Q4W	3	9
Mitomycin	10	1	Q4W	Cycle 1, 3 only	
Cisplatin	60-100	1	Q4W	3	

Adjuvant CT (post RT or CCRT completion on day 29) (category 2B)

藥品名	劑量 mg/m ²	給藥日	頻率	週期	參考文獻
Cisplatin	80	1	Q4W	3	10
5-FU	1000	1-4	Q4W	3	

Following induction, agents to be used with concurrent chemoradiation typically include weekly cisplatin or carboplatin

藥品名	劑量 mg/m ²	給藥日	頻率	週期	參考文獻
Cisplatin	40	1	QW	7	11

藥品名	劑量 mg/m ²	給藥日	頻率	週期	參考文獻
Carboplatin	1.5-2 AUC	1	QW	6	12

參考文獻

1. Al-Sarraf M, LeBlanc M, Giri PG, Fu KK, et al. Chemoradiotherapy versus radiotherapy in patients with advanced nasopharyngeal cancer: phase III randomized Intergroup study 0099. J Clin Oncol. 1998 ;16:1310-1317.
2. Dechaphunkul T, Pruegsanusak K, Sangthawan D, et al. Concurrent chemoradiotherapy with carboplatin followed by

- carboplatin and 5-fluorouracil in locally advanced nasopharyngeal carcinoma. *Head Neck Oncol.* 2011;3:30.
3. Chen L, Hu CS, Chen XZ, et al. Concurrent chemoradiotherapy plus adjuvant chemotherapy versus concurrent chemoradiotherapy alone in patients with locoregionally advanced nasopharyngeal carcinoma: a phase 3 multicentre randomised controlled trial. *Lancet Oncol.* 2012;13:163-171.
 4. Bae WK, Hwang JE, Shim HJ, et al. Phase II study of docetaxel, cisplatin, and 5-FU induction chemotherapy followed by chemoradiotherapy in locoregionally advanced nasopharyngeal cancer. *Cancer Chemother Pharmacol.* 2010;65:589-595.
 5. Hui EP, Ma BB, Leung SF, et al. Randomized phase II trial of concurrent cisplatin-radiotherapy with or without neoadjuvant docetaxel and cisplatin in advanced nasopharyngeal carcinoma. *J Clin Oncol.* 2009;27:242-249.
 6. Posner MR, Hershock DM, Blajman CR, et al. Cisplatin and fluorouracil alone or with docetaxel in head and neck cancer. *N Engl J Med* 2007;357(17):1705-1715.
 7. Fountzilas G, Tolis C, Kalogera-Fountzila A, et al. Induction chemotherapy with cisplatin, epirubicin, and paclitaxel (CEP), followed by concomitant radiotherapy and weekly paclitaxel for the management of locally advanced nasopharyngeal carcinoma.
 8. A Hellenic Cooperative Oncology Group phase II study. *Strahlenther Onkol.* 2005;181:223-230.
 9. Hong RL, Ting LL, Ko JY, et al. Induction chemotherapy with mitomycin, epirubicin, cisplatin, fluorouracil, and leucovorin followed by radiotherapy in the treatment of locoregionally advanced nasopharyngeal carcinoma. *J Clin Oncol.* 2001;19:4305-4313.
 10. Muhyi al-Sarraf, Martine Leblanc, et al. Chemoradiotherapy versus radiotherapy in patients with advanced nasopharyngeal cancer: phase III randomized Intergroup study 0099. *J Clin Oncol* 1998; 16: 1310-1317.
 11. Chan AT, Leung SF, Ngan RK, et al. Overall survival after concurrent cisplatin-radiotherapy compared with radiotherapy alone in locoregionally advanced nasopharyngeal carcinoma. *J Natl Cancer Inst.* 2005 Apr 6;97(7):536-539.
 12. Chitapanarux I, Lorvidhaya V, Kamnerdsupaphon P, Chemoradiation comparing cisplatin versus carboplatin in locally advanced nasopharyngeal cancer: randomised, non-inferiority, open trial. *Eur J Cancer.* 2007;43:1399-1406.
 13. Concurrent chemoradiotherapy using biweekly cisplatin/tegafur plus uracil/leucovorin in stage III nasopharyngeal carcinoma. *J Clin Oncol.* 2005 23(16): 5510

Recurrent, Unresectable, or Metastatic (incurable)**Combination therapy**

藥品名	劑量 mg/m ²	給藥日	頻率	週期	參考文獻
Docetaxel	65	1	Q3W		1
Carboplatin	6 AUC	1	Q3W		

藥品名	劑量 mg/m ²	給藥日	頻率	週期	參考文獻
Cisplatin	75	1	Q3W	Min 6	2
Paclitaxel	175	1	Q3W	Min 6	

藥品名	劑量 mg/m ²	給藥日	頻率	週期	參考文獻
Carboplatin	6 AUC	1	Q3W	Min 6	2
Paclitaxel	175	1	Q3W	Min 6	

藥品名	劑量 mg/m ²	給藥日	頻率	週期	參考文獻
Cisplatin	6 AUC	1	Q3W	Min 6	2
Docetaxel	65	1	Q3W	Min 6	

藥品名	劑量 mg/m ²	給藥日	頻率	週期	參考文獻
Cisplatin	60-100	1	Q3W	Min 6	2, 3
5-FU	600-1000	1-4	Q3W	Min 6	

藥品名	劑量 mg/m ²	給藥日	頻率	週期	參考文獻
Carboplatin	5 AUC	1	Q3W	Max 8	4
Cetuximab	400* → 250	1	QW		

*1st dose 400 mg/m² then followed by 250 mg/m²

藥品名	劑量 mg/m ²	給藥日	頻率	週期	參考文獻
Cisplatin	20-30*	1-3	Q3W		5
Gemcitabine	1000	1, 8	Q3W		

*80 mg/m² in divided doses on 3 days

Single agents

藥品名	劑量 mg/m ²	給藥日	頻率	週期	參考文獻
Cisplatin	100	1	Q3-4W	Min 4	6, 7

藥品名	劑量 mg/m ²	給藥日	頻率	週期	參考文獻
Carboplatin	6 AUC	1	Q3W		14

藥品名	劑量 mg/m ²	給藥日	頻率	週期	參考文獻
Paclitaxel	80	1	QW	6	8

藥品名	劑量 mg/m ²	給藥日	頻率	週期	參考文獻
Docetaxel	100	1	Q3W		9

藥品名	劑量 mg/m ²	給藥日	頻率	週期	參考文獻
5-FU	1000	1	Q3W		7

藥品名	劑量 mg/m ²	給藥日	頻率	週期	參考文獻
Methotrexate	40	1	QW		10, 11

藥品名	劑量 mg/m ²	給藥日	頻率	週期	參考文獻
Gemcitabine	1000	1, 8, 15	Q4W		12

藥品名	劑量 mg/m ²	給藥日	頻率	週期	參考文獻
Capecitabine	1250 PO BID	1-14	Q3W	Min 2	13

參考文獻

1. Samlowski WE, Moon J, Kuebler JP, et al. Evaluation of the combination of docetaxel/carboplatin in patients with metastatic or recurrent squamous cell carcinoma of the head and neck (SCCHN): a Southwest Oncology Group Phase II study. *Cancer Invest* 2007;25:182-188.
2. Gibson MK, Li Y, Murphy B, et al. Randomized phase III evaluation of cisplatin plus fluorouracil versus cisplatin plus paclitaxel in advanced head and neck cancer (E1395): An Intergroup Trial of the Eastern Cooperative Oncology Group. *J Clin Oncol* 2005;23:3562-3567.
3. Forastiere AA, Metch B, Schuller DE, et al. Randomized comparison of cisplatin plus fluorouracil and carboplatin plus fluorouracil versus methotrexate in advanced squamous cell carcinoma of the head and neck: A Southwest Oncology Group Study. *J Clin Oncol* 1992;10:1245-1251.
4. Chan AT, Hsu MM, Goh BC, et al. Multicenter, phase II study of cetuximab in combination with carboplatin in patients with recurrent or metastatic nasopharyngeal carcinoma. *J Clin Oncol* 2005;23:3568-3576.
5. Jin Y, Cai XY, Shi YX, et al. Comparison of five cisplatin-based regimens frequently used as the first-line protocols in

- metastatic nasopharyngeal carcinoma. *J Cancer Res Clin Oncol* 2012 Oct;138(10):1717-25.
6. Burthese B, Goldwasser MA, Flood W, et al. Phase III Randomized Trial of Cisplatin Plus Placebo Compared With Cisplatin Plus Cetuximab in Metastatic/Recurrent Head and Neck Cancer: An Eastern Cooperative Oncology Group Study. *J Clin Oncol* 2005;23:8646-8654.
 7. Jacobs C, Lyman G, Velez-Garcia E, et al. A phase III randomized study comparing cisplatin and fluorouracil as single agents and in combination for advanced squamous cell carcinoma of the head and neck. *J Clin Oncol* 1992;10:257-263.
 8. Grau JJ, Caballero M, Verger E, et al. Weekly paclitaxel for platin-resistant stage IV head and neck cancer patients. *Acta OtoLaryngol* 2009;129:1294-1299.
 9. Catimell G, Verweij J, Mattijssen V, et al. Docetaxel (Taxotere): An active drug for the treatment of patients with advanced squamous cell carcinoma of the head and neck. *Ann Oncol* 1994;5:533-537.
 10. Stewart JS, Cohen EE, Licitra L, et al. Phase III study of gefitinib compared with intravenous methotrexate for recurrent squamous cell carcinoma of the head and neck [corrected]. *J Clin Oncol* 2009;27:1864-1871
 11. Forastiere AA, Metch B, Schuller DE, et al. Randomized comparison of cisplatin plus fluorouracil and carboplatin plus fluorouracil versus methotrexate in advanced squamous-cell carcinoma of the head and neck: a Southwest Oncology Group study. *J Clin Oncol.* 1992 Aug;10(8):1245-51.
 12. Zhang L, Zhang Y, Huang PY, et al. Phase II clinical study of gemcitabine in the treatment of patients with advanced nasopharyngeal carcinoma after the failure of platinum-based chemotherapy. *Cancer Chemother Pharmacol.* 2008;61:33-8. Epub 2007 Mar 20.
 13. Martinez-Trufero J, Isla D, Adansa JC, et al. Phase II study of capecitabine as palliative treatment for patients with recurrent and metastatic squamous head and neck cancer after previous platinum-based treatment. *Br J Cancer* 2010;102:1687-1691.
 14. Al-Sarraf M, Metch B, Kish J, et al. Platinum analogs in recurrent and advanced head and neck cancer: a Southwest Oncology Group and Wayne State University Study. *Cancer Treat Rep* 1987;71:732-736.